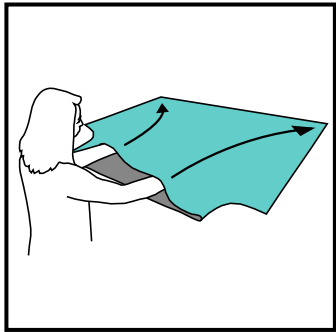


NOTICE D'UTILISATION USER MANUAL




A - Mettre une housse de couette - Put on a duvet cover



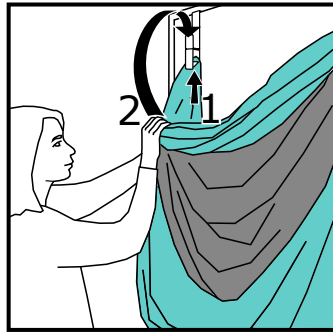
1 Glissez vos mains dans la housse de couette jusqu'aux coins

Grab the corners of the duvet cover from the inside



2 Pincez **un** coin de la housse de couette puis rabattez **toute** l'ouverture au dessus du crochet

Pinch **one** duvet cover corner and place **all** the opening over the hook

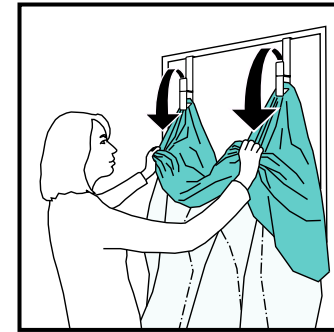


3 Répétez l'opération 2 avec l'autre coin

Repeat operation 2 with the other corner




4 Pincez la couette
Pinch the duvet



5 Glissez la housse de couette jusqu'en bas


Take the duvet cover down



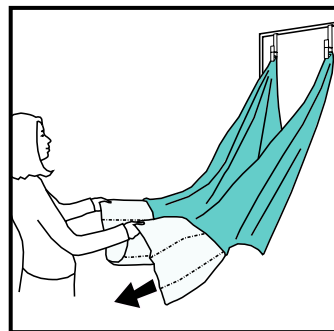
6 Placez les coins du bas puis secouez bien le tout

Place the bottom corners and shake well

B - Enlever une housse de couette Uncover a duvet




1




2

C - Plier les draps Fold the bed linen



1



2